

STREET SIGN AND POST INFORMATION



WELBORN SALES, INC.

785-823-2394 • 800-823-2394 • FAX: 785-827-4006

www.welbornsales.com

COMPLETED STREET NAME SIGNS

Flat Aluminum Street Name Signs

- .080 aluminum
- 3/4" radius corners
- Double faced
- Type III High Intensity Prismatic reflective sheeting

SN-9 6" x Necessary length
SN-9-9 9" x Necessary length



Extruded Aluminum Street Name Signs

- Square corners
- Double faced
- Type III High Intensity Prismatic reflective sheeting

SN-8 6" x Necessary length
SN-8-9 9" x Necessary length



When ordering Completed Street Name Signs, please specify:

- Quantity
- Font and background color
- Font series (FHWA Series B2000, FHWA Series C2000, Clearview Highway)
- Uppercase/lowercase
- Letter height for main and prefix/suffix
- Prefix/suffix placement - top/center/lower
- 1/2" white border to edge - yes/no

Additional colors available

MUTCD SIGN REGULATIONS & REQUIREMENTS

Street Name Signs

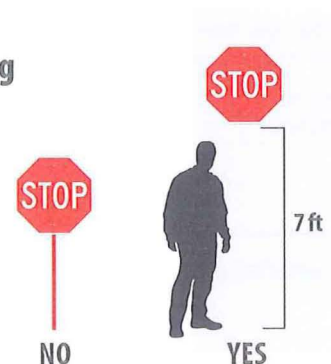
6" [Main st]

- Where the speed limit is 25 mph or less
Use 6" high sign with 4" high letters

9" [Main st]

- Where the speed limit is over 25 mph
Use 9" high signs with 6" letters

Mounting



Mount sign 7 ft to the bottom of the sign

CUSTOM PAINTED SIGNS

Standard federal radius corners

3/8" mounting holes

- Quantity 100+ call for pricing
- No full bleeds or halftones
- Small white border to edge for screen printing
- Vector artwork of custom layout to scale required (.eps or .ai)

Standard color options:

Red	PMS 200C	Process Blue	PMS 190
Yellow	PMS 116C	Orange	PMS 130
Green	PMS 335C	Brown	PMS 463C
Reflex Blue	PMS 205	Burgundy	PMS 202C
Ultra Blue	PMS 2747C	Gray	PMS 423C
300 Blue	PMS 300C		

Custom Printed PMS Colors: please call for availability.

Custom layouts are subject to a set up charge, price will be determined by size.

PAINTED FINISH .040 Aluminum Thickness

Part#	Size
Vertical	
C121843PW2151A1	12" x 18"
C182443PW2151A2	18" x 24"
C243643PW2151A2	24" x 36"
Horizontal	
C181243PW2151A1	18" x 12"
C241843PW2151A2	24" x 18"
C362443PW2154AB	36" x 24"
Square	
C245Q43PW2151A2	24" x 24"
Finished OSHA Signs White/Yellow (1/2" Radius - 4 corner holes)	
C100743PW2162B4	10" x 7"
C141043PW2162B4	14" x 10"

PAINTED FINISH .063 Aluminum Thickness

Part#	Size
Vertical	
C121863PWT151A1	12" x 18"
C182463PWT151A2	18" x 24"
Horizontal	
C181263PWT151A1	18" x 12"
C241863PWT151A2	24" x 18"
Square	
C245Q63PWT151A2	24" x 24"

PAINTED FINISH .080 Aluminum Thickness

Part#	Size
Vertical	
C121883PWT151A1	12" x 18"
C182483PWT151A2	18" x 24"
C243083PWT151A2	24" x 30"
C243683PWT151A2	24" x 36"
Horizontal	
C120683PWT151A3	12" x 6"
C181283PWT151A1	18" x 12"
C241883PWT151A2	24" x 18"
C302483PWT151A2	30" x 24"
C362483PWT154AB	36" x 24"
Square	
C125Q83PWT151A1	12" x 12"
C185Q83PWT151A1	18" x 18"
C245Q83PWT151A2	24" x 24"
C305Q83PWT171A2	30" x 30"

When ordering please specify:

- Quantity
- Vertical or horizontal mount
- Exact Legend
- Font and background colors
- Sizes W x H
- Border - yes/no

CUSTOM REFLECTIVE SIGNS

.080 aluminum

Standard federal radius corners

3/8" mounting holes

- **Quantity 100+ call for pricing**
- **No full bleeds or halftones**
- **Small white border to edge required for screen printing.**
- **Vector artwork of custom layout to scale required (.eps or .ai)**

Standard color options:
Background color options:
White, Red, Blue, Black, Green,
Orange, Yellow & Brown

Font color options:
White, Red, Blue, Black, Green,
Orange, Yellow & Brown

*Custom Printed PMS Colors:
please call for availability.*

Standard PMS color options:
Red PMS 200C
Orange PMS 1505
Yellow PMS 137
Green PMS 334
Blue PMS 293
300 Blue PMS 469

Custom layouts are subject to a set up charge, price will be determined by size.

Engineer Grade Prismatic - Type I reflective sheeting

Orange EG Signs are made with 3M CW84 Beaded Sheeting

High-Intensity Prismatic - Type III reflective sheeting

Diamond Grade (DG3) - Type XI reflective sheeting

Fluorescent Orange DG signs are made with 3M 3924 Diamond Grade Sheeting

Part#	Size	Part#	Size	Part#	Size
Vertical		Vertical		Vertical	
C121883EWT151A1	12" x 18"	C121883HWT151A1	12" x 18"	C121883DWT151A1	12" x 18"
C122483EWT151A2	12" x 24"	C122483HWT151A2	12" x 24"	C122483DWT151A2	12" x 24"
C182483EWT151A2	18" x 24"	C182483HWT151A2	18" x 24"	C182483DWT151A2	18" x 24"
C243085EWT151A2	24" x 30"	C243085HWT151A2	24" x 30"	C243085DWT151A2	24" x 30"
C243685EWT151A2	24" x 36"	C243685HWT151A2	24" x 36"	C243685DWT151A2	24" x 36"
C303685EWT171A2	30" x 36"	C303685HWT171A2	30" x 36"	C303685DWT171A2	30" x 36"
Horizontal		Horizontal		Horizontal	
C120683EWT151A3	12" x 6"	C120683HWT151A3	12" x 6"	C120683DWT151A3	12" x 6"
C181283EWT151A1	18" x 12"	C181283HWT151A1	18" x 12"	C181283DWT151A1	18" x 12"
C241883EWT151A2	24" x 18"	C241883HWT151A2	24" x 18"	C241883DWT151A2	24" x 18"
C302485EWT151A2	30" x 24"	C302485HWT151A2	30" x 24"	C302485DWT151A2	30" x 24"
C362485EWT154AB	36" x 24"	C362485HWT154AB	36" x 24"	C362485DWT154AB	36" x 24"
Square		Square		Square	
C125Q83EWT151A1	12" x 12"	C125Q83HWT151A1	12" x 12"	C125Q83DWT151A1	12" x 12"
C185Q83EWT151A2	18" x 18"	C185Q83HWT151A2	18" x 18"	C185Q83DWT151A2	18" x 18"
C245Q85EWT151A2	24" x 24"	C245Q85HWT151A2	24" x 24"	C245Q85DWT151A2	24" x 24"
C305Q85EWT171A2	30" x 30"	C305Q85HWT171A2	30" x 30"	C305Q85DWT171A2	30" x 30"
C365Q85EWT144AE	36" x 36"	C365Q85HWT144AE	36" x 36"	C365Q85DWT144AE	36" x 36"
Diamond		Diamond		Diamond	
C24DI85EWT151A7	24" x 24"	C24DI85HWT151A7	24" x 24"	C24DI85DWT151A7	24" x 24"
C30DI85EWT171A8	30" x 30"	C30DI85HWT171A8	30" x 30"	C30DI85DWT171A8	30" x 30"
C36DI85EWT141A9	36" x 36"	C36DI85HWT141A9	36" x 36"	C36DI85DWT141A9	36" x 36"
		C48DI85HWT134A8	48" x 48"	C48DI85DWT134A8	48" x 48"

36" x 24" - 4 holes, 2 post mount

REGULATORY SIGNS



18" x 18" SR1-1X180C83(*)FD
 24" x 24" SR1-1X240C85(*)FD
 30" x 30" SR1-1X300C85(*)FD
 36" x 36" SR1-1X360C85(*)FD
 R1-1

4-WAY

12" x 6"
 SR1-3X120683(*)FD
 R1-3A

2-WAY

12" x 6"
 SR0208120683(*)GR
 R1-3C



24" x 24" x 24" SR1-2X24TR85(*)FD
 30" x 30" x 30" SR1-2X30TR85(*)FD
 36" x 36" x 36" SR1-2X36TR85(*)FD
 R1-2



18" x 18" SR5-1X18SQ83(*)FD
 24" x 24" SR5-1X24SQ85(*)FD
 30" x 30" SR5-1X30SQ85(*)FD
 R5-1



30" x 18" SR5-1A301885(*)FD
 36" x 24" SR5-1A362485(*)FD
 R5-1A

3-WAY

12" x 6"
 SR0207120683(*)GR
 R1-3B

ALL WAY

18" x 6"
 SR1-3P180683(*)FD
 R1-4



30" x 18"
 SW4-4X301885(*)GR
 W4-4



24" x 24" SR3-1X24SQ85(*)FD
 30" x 30" SR3-1X30SQ85(*)FD
 R3-15*



24" x 24" SR3-2X24SQ85(*)FD
 30" x 30" SR3-2X30SQ85(*)FD
 R3-25*



24" x 24" SR3-4X24SQ85(*)FD
 30" x 30" SR3-4X30SQ85(*)FD
 R3-45*



24" x 24" SR3-1824SQ85(*)FD
 30" x 30" SR3-1830SQ85(*)FD
 R3-18*



24" x 24" SR5-2X24SQ85(*)FD
 30" x 30" SR5-2X30SQ85(*)FD
 R5-25*



24" x 24" SR8-3X24SQ85(*)FD
 30" x 30" SR8-3X30SQ85(*)FD
 R8-35*



36" x 36"
 SR15BL36SQ85(*)FD
 R1-5BL*



36" x 36"
 SR15BR36SQ85(*)FD
 R1-5BR*



18" x 24"
 SRL15C182483(*)FD
 R1-5CL*



18" x 24"
 SR1R5C182483(*)FD
 R1-5CR*



36" x 36"
 SR1-5L36SQ85(*)FD
 R1-5L*



36" x 36"
 SR1-5R36SQ85(*)FD
 R1-5R*



18" x 24"
 SRL15A182483(*)FD
 R1-5AL*



18" x 24"
 SR1R5A182483(*)FD
 R1-5AR*



12" x 18" SR2-1X121883(*)FD*
 18" x 24" SR2-1X182483(*)FD*
 24" x 30" SR2-1X243085(*)FD*
 R2-1



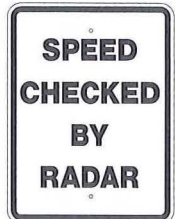
24" x 24" SR2-2X24SQ85(*)FD
 30" x 30" SR2-2X30SQ85(*)FD
 R2-2



24" x 30"
 SR0130243085(*)GR
 R2-5A



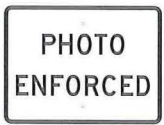
24" x 30"
 SR0131243085(*)GR
 R2-5C



24" x 30"
 SR0001243085(*)GR
 R2-5E

Specify MPH in increments of 5, from 5-80

Specify MPH in increments of 5, from 5-55




24" x 18" S10-19241883(*)FD
 36" x 30" S10-19363085(*)FD
 R10-19



18" x 24"
 SR0132182483(*)GR
 R3-1A



24" x 18"
 SR0133241883(*)GR
 R3-1P



18" x 24"
 SR0134182483(*)GR
 R3-2A



24" x 18"
 SR0135241883(*)GR
 R3-2P



18" x 24"
 SR0136182483(*)GR
 R3-4A




24" x 18"
 SR0002241883P(*)GR
 R3-4P



30" x 36"
 SR3-5A303685(*)FD
 R3-5A



30" x 36"
 SR3-5L303685(*)FD
 R3-5L



30" x 36"
 SR3-5R303685(*)FD
 R3-5R



30" x 30"
 SR3-7L30SQ85(*)FD
 R3-7L

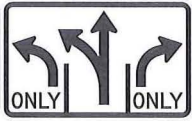


30" x 30"
 SR3-7R30SQ85(*)FD
 R3-7R

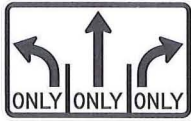


30" x 30"
 SR3-8X30SQ85(*)FD
 R3-8

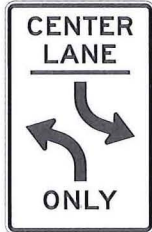
REGULATORY SIGNS



48" x 30"
SR3-8A483085(★)FD
R3-8A



48" x 30"
SR3-8X483085(★)FD
R3-8B



24" x 36"
SR3-9B243685(★)FD
R3-9B




24" x 30"
SR4-1X243085(★)FD
R4-1



18" x 24"
SR4-7A182483(★)FD
R4-7A




24" x 18"
SR0148241883(★)GR
R4-7P



24" x 30"
SR4-7X243085(★)FD
R4-7S



18" x 24"
SR4-8A182483(★)FD
R4-8A



24" x 30"
SR4-8X243085(★)FD
R4-8S



24" x 24"
SR0151245Q85(★)GR
R5-1A



24" x 24"
SR5-2A245Q85(★)FD
R5-2A




24" x 18"
SR0154241883(★)GR
R5-2P



24" x 24"
SR5-3X245Q85(★)FD
R5-3



24" x 24" SR0159245Q85(★)GR
36" x 36" SR0159365Q85(★)GR
R5-5B



18" x 24"
SR0162182483(★)GR
R5-804



18" x 24"
SR0163182483(★)GR
R5-805



18" x 24"
SR0164182483(★)GR
R-63



36" x 12" SR6-1L361285(★)FD
R6-1L



36" x 12" SR6-1R361285(★)FD
R6-1R



18" x 24"
SR6-2L182483(★)FD
R6-2L



18" x 24"
SR6-2R182483(★)FD
R6-2R



24" x 30"
SR6-6X243085(★)FD
R6-6



24" x 30"
SR6-7X243085(★)FD
R6-7



18" x 24"
SR0195182483(★)GR
R-94



18" x 24"
SR0196182483(★)GR
R-95



9" x 12"
SR10B3091283(★)FD
R10-3B*



9" x 12"
SR10C3091283(★)FD
R10-3C*



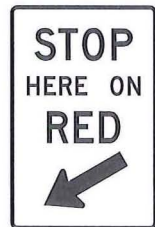
9" x 12"
SR10D3091283(★)FD
R10-3D*



9" x 15"
SR10E3091283(★)FD
R10-3E*



24" x 12" SR9-9X241283(★)FD
R9-9



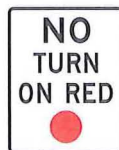
24" x 36"
SR10-6243685(★)FD
R10-6



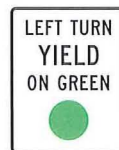
24" x 30"
SR106A243085(★)FD
R10-6A



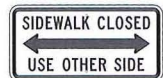
24" x 30"
SR10-7243085(★)FD
R10-7



18" x 24" S10-11182483(★)FD*
24" x 30" S10-11243085(★)FD*
R10-11*



18" x 24" S10-12182483(★)FD*
24" x 30" S10-12243085(★)FD*
R10-12



24" x 12" SR9-12241283(★)FD
R9-10



24" x 12" SR9A11241283(★)FD
R9-11A

Replace (★) with: **E** - Engineer Grade Prismatic **H** - High Intensity Prismatic **D³** - Diamond Grade™ DG³ Prismatic

REGULATORY SIGNS



48" x 30"
SR11-2483085(*)FD
R11-4

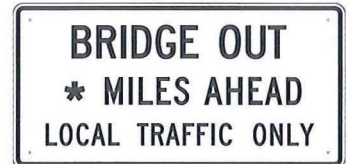


48" x 30"
SR0117483085(*)GR
R11-2B



60" x 30"
SR11A3603085(*)FD
R11-3

*Must ship motor freight
Specify miles



60" x 30"
SR11B3603085(*)FD
R11-3B

*Must ship motor freight
Specify miles



60" x 30"
SR11-4603085(*)FD
R11-4

Must ship motor freight



24" x 24"
SR0119245085(*)GR
R11-5



18" x 24"
SR12-1182483(*)GR
24" x 30"
SR12-1243085(*)FD
R12-1

Specify weight limits



24" x 36"
SR12-5243685(*)FD
R12-5


Specify weight limits



24" x 18"
SR14-1241883(*)FD
R14-2



18" x 24"
SR0124182483(*)GR
R14-3



18" x 24"
SR12-3182483(*)GR
R15-2


















Specify lbs

STATE SPECIFICATION SIGNS

Alabama	Arkansas	Arizona	California	Connecticut
12" x 18" SAL001121883(*)AL AL1218*	12" x 18" SR7-8X121883(*)AR AR1218*	12" x 18" SRPOAZ121885(*)AZ AZ1218*	12" x 24" SRPPHX122485(*)AZ AZ1224	12" x 24" SR100X245085(*)CA CA2424
			24" x 24" SR99CX122485(*)CA CA1224	12" x 24" SR99CM122485(*)CA CA1224V
12" x 24" SR7-8X122483(*)CT CT1224	12" x 18" SR7-8X121883(*)FL G-61*	12" x 18" SR7-8F121883(*)FL G-61MD*	12" x 18" SR7-8X121883(*)GA GA1218	12" x 18" SR7-8X121883(*)HI HA1218*
			12" x 18" SR8-3X121883(*)MA MA1218B*	12" x 18" SR7-8X121883(*)MN MN1218

Replace (★) with: **E** - Engineer Grade Prismatic **H** - High Intensity Prismatic **D³** - Diamond Grade™ DG³ Prismatic

STATE SPECIFICATION SIGNS

Missouri	Nevada	New Jersey	North Carolina	North Dakota		
 12" x 18" SR0047121883(*)GR G-300	 12" x 6" SR0048120683(*)GR G-301A  12" x 6" SR0049120683(*)GR G-301	 12" x 18" SR7-8X121883(*)NV NV1218*  10" x 12" SP0003121883(*)NJ R-1012	 12" x 26" SR7-8E122685(*)NC R7-8E*  12" x 26" SR7-8N122685(*)NC R7-8EN*	 12" x 9" SR7-8A120983(*)NC G-86  12" x 9" SR7-8D120983(*)GR R7-8D  12" x 18" SR7-8X121883(*)ND ND1218*		
Pennsylvania	Tennessee	Texas	Virginia	Washington	Wisconsin	Wyoming
 12" x 18" SR7-8F121883(*)PA PA1218	 12" x 18" SR7-8X121883(*)TN TN1218*	 12" x 24" SR7-8X122483(*)TX TX1224N*	 12" x 18" SR7-8X122483(*)VA VA1218	 12" x 18" SR7-8X121883(*)WA WA1218*	 12" x 18" SR7-8X121883(*)WI WI1218*	 18" x 24" SR7-8X182483(*)WY WY1824*

DISABLED SIGNS

 12" x 6" SR0019120683(*)GR G-11	 12" x 6" SR0022120683(*)GR G-13C	 12" x 6" SR0023120683(*)GR G-13D	 12" x 6" SR0024120683(*)GR G-13G	 12" x 6" SR0024120683(*)GR G-13E	 12" x 6" SR0025120683(*)GR G-13F	 12" x 6" SR0027120683(*)GR G-13H	 12" x 6" SR0028120683(*)GR G-13I
 12" x 6" SR0029120683(*)GR G-13J	 12" x 6" SR0030120683(*)GR G-13K	 12" x 6" SR7-8A120683(*)FD G-68B	 12" x 6" SR7-8B120683(*)FD G-68	 12" x 6" SR0090120683(*)GR G-74	 12" x 6" SR0076120683(*)GR G-62A	 12" x 6" SR0077120683(*)GR G-62B	 12" x 6" SR0080120683(*)GR G-62E
 12" x 6" SR0089120683(*)GR G-73	 12" x 18" SR0061121883(*)GR G-40	 12" x 18" SR0062121883(*)GR G-42	 12" x 18" SR0084121883(*)GR G-65R	 12" x 18" SR0082121883(*)GR G-65L	 12" x 18" SR0083121883(*)GR G-65N	 12" x 18" SR0081121883(*)GR G-64	 12" x 18" SR0072121883(*)GR G-53
 12" x 18" SR0073121883(*)GR G-55	 12" x 18" SR7-8X121883(*)FD R7-8*	 12" x 18" SR0183121883(*)GR R7-8N*	 12" x 18" SR0180121883(*)GR R7-8B*	 12" x 18" SR7-8V121883(*)VA R7-8VA*	 F66DXX06SQWTFND 6" x 6" \$2.95 - Place these 6" x 6" pressure sensitive decals on any smooth clean surface - Made of high performance outdoor grade vinyl  12" x 12" SD9-6X12SQ83(*)FD 18" x 18" SD9-6X18SQ83(*)FD D9-6		

Space for arrows

WARNING SIGNS



24" SW5-2X24D185(*)*FD
30" SW5-2X30D185(*)*FD
36" SW5-2X36D185(*)*FD
W5-2A



24" SW5-3X24D185(*)*FD
30" SW5-3X30D185(*)*FD
36" SW5-3X36D185(*)*FD
W5-3



24" SW20-324D185(*)*FD
30" SW20-330D185(*)*FD
36" SW20-336D185(*)*GR
W5-5



24" SW6-3X24D185(*)*FD
30" SW6-3X30D185(*)*FD
36" SW6-3X36D185(*)*FD
W6-3S



24" SW7-1X24D185(*)*FD
30" SW7-1X30D185(*)*FD
W7-1S



24" SW8-1X24D185(*)*FD
30" SW8-1X30D185(*)*FD
W8-1




24" SW8-2X24D185(*)*FD
30" SW8-2X30D185(*)*FD
W8-2



24" SW8-3X24D185(*)*FD
30" SW8-3X30D185(*)*FD
W8-3A



24" SW8-4X24D185(*)*FD
30" SW8-4X30D185(*)*FD
W8-4



24" SW004324D185(*)*GR
W8-5A



24" SW8-5X24D185(*)*FD
30" SW8-5X30D185(*)*FD
W8-5S



24" SW8-6X24D185(*)*FD
30" SW8-6X30D185(*)*FD
36" SW8-6X36D185(*)*FD
W8-6



24" SW8-7X24D185(*)*FD
30" SW8-7X30D185(*)*FD
W8-7



24" SW8-8X24D185(*)*FD
30" SW8-8X30D185(*)*FD
W8-8



24" SW004524D185(*)*GR
30" SW004530D185(*)*GR
36" SW004536D185(*)*GR
W8-9



24" SW8-9X24D185(*)*FD
30" SW8-9X30D185(*)*FD
W8-9B



24" SW004224D185(*)*FD
30" SW004230D185(*)*FD
W8-11



30" SW8-1130D185(*)*FD
W8-11A



24" SW8-1324D185(*)*FD
30" SW8-1330D185(*)*FD
W8-13



24" SW8-1824D185(*)*FD
30" SW8-1830D185(*)*FD
W8-18



30" SW9-1R30D185(*)*FD
36" SW9-1R36D185(*)*FD
W9-1R



30" SW9-1L30D185(*)*FD
36" SW9-1L36D185(*)*FD
W9-1L



30" SW9-2L30D185(*)*FD
36" SW9-2L36D185(*)*FD
W9-2L




24" SW9-2R24D185(*)*FD
30" SW9-2R30D185(*)*FD
36" SW9-2R36D185(*)*FD
W9-2R



24" SW10-124C185(*)*GR
30" SW10-130C185(*)*FD
36" SW10-136C185(*)*FD
W10-1



30" SW10-230D185(*)*FD
36" SW10-236D185(*)*FD
W10-2



30" SW10-330D185(*)*FD
36" SW10-336D185(*)*FD
W10-3



30" SW104R30D185(*)*FD
36" SW104R36D185(*)*FD
W10-4



48" x 9"
SR15-1480985(*)*FD
R15-2



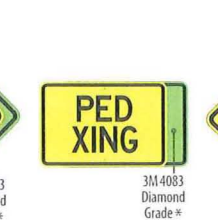
27" x 18" Specify # of tracks
SR15-2271885(*)*FD
R15-2




24" SW11-124D185(*)*FD
30" SW11-130D185(*)*FD
W11-1S



24" SW11-224D185(*)*FD
30" SW11-230D185(*)*FD
36" SW11-236D185(*)*FD
W11-2A



18" x 12" SW112P121883(*)*FD
24" x 18" SW112P241883(*)*FD
W11-2P



24" SW003424D185(*)*GR
30" SW003430D185(*)*GR
36" SW003436D185(*)*GR
W-34



24" SW003824D185(*)*FD
W-62



24" SW004124D185(*)*GR
30" SW004130D185(*)*GR
36" SW004136D185(*)*GR
W-64

WARNING SIGNS



24" SW1-1L24DI85(★)FD
30" SW1-1L30DI85(★)FD
36" SW1-1L36DI85(★)FD
W1-1L



24" SW1-1R24DI85(★)FD
30" SW1-1R30DI85(★)FD
36" SW1-1R36DI85(★)FD
W1-1R



24" SW1-2L24DI85(★)FD
30" SW1-2L30DI85(★)FD
36" SW1-2L36DI85(★)FD
W1-2L



24" SW1-2R24DI85(★)FD
30" SW1-2R30DI85(★)FD
36" SW1-2R36DI85(★)FD
W1-2R



24" SW1-3L24DI85(★)FD
30" SW1-3L30DI85(★)FD
36" SW1-3L36DI85(★)FD
W1-3L



24" SW1-3R24DI85(★)FD
30" SW1-3R30DI85(★)FD
36" SW1-3R36DI85(★)FD
W1-3R



24" SW1-4L24DI85(★)FD
30" SW1-4L30DI85(★)FD
36" SW1-4L36DI85(★)FD
W1-4L



24" SW1-4R24DI85(★)FD
30" SW1-4R30DI85(★)FD
36" SW1-4R36DI85(★)FD
W1-4R



24" SW1-5L24DI85(★)FD
30" SW1-5L30DI85(★)FD
36" SW1-5L36DI85(★)FD
W1-5L



24" SW1-5R24DI85(★)FD
30" SW1-5R30DI85(★)FD
36" SW1-5R36DI85(★)FD
W1-5R



36" x 18" SW1-6X36I885(★)FD
48" x 24" SW1-6X48I885(★)FD
W1-6



36" x 18" SW1-7X36I885(★)FD
48" x 24" SW1-7X48I885(★)FD
W1-7



Specify height
24" SW12-224DI85(★)FD
30" SW12-230DI85(★)FD
36" SW12-236DI85(★)FD
W12-2S



24" SW2-1X24DI85(★)FD
30" SW2-1X30DI85(★)FD
36" SW2-1X36DI85(★)FD
W2-1



24" SW2-2X24DI85(★)FD
30" SW2-2X30DI85(★)FD
36" SW2-2X36DI85(★)FD
W2-2



24" SW2-3L24DI85(★)FD
30" SW2-3L30DI85(★)FD
W2-3L



24" SW2-3R24DI85(★)FD
30" SW2-3R30DI85(★)FD
W2-3R



24" SW2-4X24DI85(★)FD
30" SW2-4X30DI85(★)FD
36" SW2-4X36DI85(★)FD
W2-4



24" SW2-6X24DI85(★)FD
30" SW2-6X30DI85(★)FD
36" SW2-6X36DI85(★)FD
W2-6



24" SW002824DI85(★)GR
30" SW002830DI85(★)GR
W2-66



24" SW3-1A24DI85(★)FD
30" SW3-1A30DI85(★)FD
W3-1A



24" SW3-1X24DI85(★)FD*
30" SW3-1X30DI85(★)FD*
36" SW3-1X36DI85(★)FD*
W3-15*



30" SW3-2X30DI85(★)FD*
36" SW3-2X36DI85(★)FD*
W3-25*



30" SW3-3X30DI85(★)FD*
36" SW3-3X36DI85(★)FD*
W3-35*



30" SW3-5X30DI85(★)FD
36" SW3-5X36DI85(★)FD
W3-5
Specify MPH in increments of 5, from 5-80



24" SW4-2R24DI85(★)FD
30" SW4-2R30DI85(★)FD
36" SW4-2R36DI85(★)FD
W4-2



24" SW4-2L24DI85(★)FD
30" SW4-2L30DI85(★)FD
36" SW4-2L36DI85(★)FD
W4-2L



24" SW4-3L24DI85(★)FD
30" SW4-3L30DI85(★)FD
36" SW4-3L36DI85(★)FD
W4-3



24" SW5-1X24DI85(★)FD
30" SW5-1X24DI85(★)FD
36" SW5-1X30DI85(★)FD
W5-1



24" SW11-324DI85(★)FD
30" SW11-330DI85(★)FD
W11-3S

WARNING SIGNS



24" SW11-424D185(★)FD
30" SW11-430D185(★)FD
W11-45



24" SW11-524D185(★)FD
30" SW11-530D185(★)FD
W11-55



30" SW11-630D185(★)FD
W11-65



24" SW11-724D185(★)FD
30" SW11-730D185(★)FD
W11-75



24" SW118S24D185(★)FD
30" SW118S30D185(★)FD
36" SW118S36D185(★)FD
W11-85



24" SW111024D185(★)FD
30" SW111030D185(★)FD
W11-105



24" SW111124D185(★)FD
30" SW111130D185(★)FD
W11-115



24" SW111424D185(★)FD
30" SW111430D185(★)FD
36" SW111436D185(★)FD
W11-14



18" SW111518D185(★)FD
W11-15



18" x 12" SW1115181283(★)FD
24" x 18" SW1115241885(★)FD
W11-15



24" SW12-124D185(★)FD
30" SW12-130D185(★)FD
36" SW12-136D185(★)FD
W12-1



12" x 18" SW1-8X121883(★)FD
18" x 24" SW1-8X182483(★)FD
24" x 30" SW1-8X243085(★)FD
W1-8



18" SW13-118SQ83(★)FD
24" SW13-124SQ85(★)FD
W13-1



24" SW14-124D185(★)FD
30" SW14-130D185(★)FD
36" SW14-136D185(★)FD
W14-1



36" x 8" S14L1A360883(★)FD
W14-1AL



36" x 8" S14R1A360883(★)FD
W14-1AR



24" SW14-224D185(★)FD
30" SW14-230D185(★)FD
36" SW14-236D185(★)FD
W14-2



36" x 48" x 48"
SW14-3364885(★)FD
W14-3



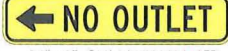
30" SW000630D185(★)GR
W14-4



30" SW000730D185(★)GR
36" SW000736D185(★)GR
W15-6



24" SW000824D185(★)GR
30" SW000830D185(★)GR
W16-3



36" x 8" S14L2A360883(★)FD
W14-2AL



36" x 8" S14R2A360883(★)FD
W14-2AR



24" SW000924D185(★)FD
30" SW000930D185(★)FD
36" SW000936D185(★)FD
W16-4



24" SW004624D185(★)GR
30" SW004630D185(★)GR
W16-5



24" SW001624D185(★)GR
30" SW001630D185(★)GR
W16-7



24" SW004824D185(★)GR
30" SW004830D185(★)GR
W16-9



24" SW001524D185(★)GR
30" SW001530D185(★)GR
W17-1



24" SW17-124D185(★)FD
30" SW17-130D185(★)FD
W17-1A



24" SW004724D185(★)GR
30" SW004730D185(★)GR
W18-1



24" SW001824D185(★)GR
30" SW001830D185(★)GR
W18-2



24" SW002024D185(★)GR
30" SW002030D185(★)GR
W18-5

p238:
Replace (★) with: **E** - Engineer Grade Prismatic **H** - High Intensity Prismatic **D³** - Diamond Grade™ **DG³** Prismatic

p239:
Replace (★) with: **C** - Engineer Grade Prismatic/ Construction Signs: Engineer Grade Orange (CW/84) **H** - 3934 Orange **F** - DGO 3924

CONSTRUCTION SIGNS

Replace * with: **AHEAD, 500 FEET, 1000 FEET, 1500 FEET, or MILES**



30" SW205R30DI83(*)*FD
36" SW205R36DI83(*)*FD
48" SW205R48DI83(*)*FD
W20-5R



30" SW205L30DI83(*)*FD
36" SW205L36DI83(*)*FD
48" SW205L48DI83(*)*FD
W20-5L



30" SW20-430DI83(*)*FD
36" SW20-436DI83(*)*FD
48" SW20-448DI83(*)*FD
W20-4



30" SW20-330DI83(*)*FD
36" SW20-336DI83(*)*FD
48" SW20-348DI83(*)*FD
W20-3



30" SW20-230DI83(*)*FD
36" SW20-236DI83(*)*FD
48" SW20-248DI83(*)*FD
W20-2



30" SW207A30DI83(*)*FD
36" SW207A36DI83(*)*FD
48" SW207A48DI83(*)*FD
W20-7A




30" SW20-730DI83(*)*FD
36" SW20-736DI83(*)*FD
48" SW20-748DI83(*)*FD
W20-7S



30" SW201A30DI83(*)*FD
36" SW201A36DI83(*)*FD
48" SW201A48DI83(*)*FD
W20-1



30" SW20-130DI83(*)*GR
36" SW20-136DI83(*)*GR
48" SW20-148DI83(*)*GR
W20-1A



30" SW21-730DI83(*)*FD
36" SW21-736DI83(*)*FD
48" SW21-748DI83(*)*FD
W21-7



30" SW002730DI83(*)*GR
36" SW002736DI83(*)*GR
48" SW002748DI83(*)*GR
W21-6



30" SW002630DI83(*)*GR
36" SW002636DI83(*)*GR
48" SW002648DI83(*)*GR
W21-1



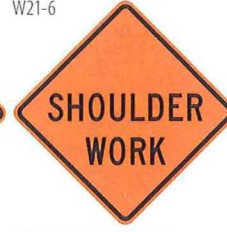
30" SW21A130DI83(*)*FD
36" SW21A136DI83(*)*FD
48" SW21A148DI83(*)*FD
W21-1A



30" SW21-130DI83(*)*FD
36" SW21-136DI83(*)*FD
48" SW21-148DI83(*)*FD
W21-1S



30" SW21-230DI83(*)*FD
36" SW21-236DI83(*)*FD
48" SW21-248DI83(*)*FD
W21-2



36" SW21-536DI83(*)*FD
48" SW21-548DI83(*)*FD
W21-5



24" SW3-1024DI83(*)*FD*
30" SW3-1030DI83(*)*FD*
36" SW3-1036DI83(*)*FD*
W3-15*



30" SW3-2030DI83(*)*FD*
36" SW3-2036DI83(*)*FD*
W3-25*



30" SW3-3030DI83(*)*FD
36" SW3-3036DI83(*)*FD
W3-3S



30" SW3-4X30DI83(*)*FD
36" SW3-4X36DI83(*)*FD
48" SW3-4X48DI83(*)*FD
W3-4



36" SW4-2M36DI83(*)*FD
48" SW4-2M48DI83(*)*FD
W4-2MOD



30" SW8-1530DI83(*)*FD
36" SW8-1536DI83(*)*FD
48" SW8-1548DI83(*)*FD
W8-1S



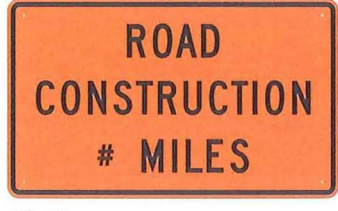
30" SW000830DI83(*)*GR
36" SW000836DI83(*)*GR
48" SW000848DI83(*)*GR
W16-30



48" x 18" SM4L10481883(*)*FD M4-10L



48" x 18" SM4R10481883(*)*FD M4-10R



60" x 36"
SG20-1361883(*)*FD
G20-1
*Must ship motor freight
- Specify miles*



30" x 24"
SM4-9L302483(*)*FD
M4-9L



30" x 24"
SM4-9R302483(*)*FD
M4-9R



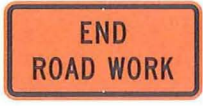
24" x 18" # - Specify feet
SW16-2241883(*)*FD
W16-2P



24" x 18"
SM4-8A241883(*)*FD
M4-8A



60" x 24"
SW0002602483(*)*GR
G20-2



36" x 18"
SG20-2361883(*)*FD
G20-2B

For 48" x 48" Signs



20" x 7" W20-5PL
SW0024200783(*)*GR



20" x 7" W20-5PR
SW0002500783(*)*GR



10" x 26" W4-2
SPQ001102683(*)*GR

For 36" x 36" Signs



16" x 6" W20-5PL
SW0024160683(*)*GR



16" x 6" W20-5PR
SW0025160683(*)*GR



12" x 36" W4-2
SPQ001123483(*)*GR

SCHOOL SIGNS



24" x 30"
SS0019243085(★)GR
S2-8*



18" x 24"
SS0020182483(★)GR
S2-9*



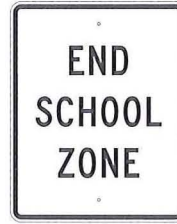
18" x 24"
SS0009182483(★)GR
S2-10*



18" x 18"
SS0017185Q83(★)GR
S2-23



24" x 10"
SS4-2X241083(★)FD
S4-2



24" x 30"
SS5-2Z243085(★)FD
SS-2*



3M 4083
Diamond Grade

24" x 48"
SS0021244885(★)GR*
S4-7*



18" x 24"
SS0001182483(★)GR
G-1



18" x 24"
SS0003182483(★)GR
G-2



18" x 24"
SS0002182483(★)GR
G-200



18" x 24"
SS0005182483(★)GR
G-4



18" x 24"
SS0007182483(★)GR
G-8



18" x 24"
SS0006182483(★)GR
G-8A



3M 4083
Diamond Grade

24" x 48"
SS0022244885(★)GR*
S5-1*



30"
SW15-130D185(★)FD
W15-15



3M 4083
Diamond Grade

30"
SS3-1530D185(★)FD
S3-15*



3M 4083
Diamond Grade

24" SW002924D185(★)GR
30" SW002930D185(★)GR
W-29



3M 4083
Diamond Grade

30"
SS3-1X30D185(★)FD
S3-1



3M 4083
Diamond Grade

30"
SS4-5X30D185(★)FD
S4-5*

Specify speed limit



3M 4083
Diamond Grade

30" SS1-1X30PE85(★)FD
36" SS1-1X36PE85(★)FD
S1-1

MUTCD requires the use of the ahead and arrow sign under the S1-1 to designate the crosswalk being ahead and at the crosswalk.



AHEAD
24" x 12" SW16-9301885(★)FD
30" x 18" SW16-9241285(★)FD
W16-9P



ARROW
24" x 12" SW16L7241285(★)FD
30" x 18" SW16L7301885(★)FD
W16-7A

Replace the first "A" with an "R" for right arrows



3M 4083
Diamond Grade

24" x 8"
SS4-3X240885(★)FD
S4-3

3M 4083 Diamond Grade is fluorescent yellow/green prismatic sheeting on .080 aluminum. These meet federal highway administration regulations.

Stop/Slow Paddles Not Assembled

























































Part#	Description	
SHS-5X180C43PDS	18" OCT .040 PNT STOP/SLOW	W/R B-O/W
SHS-26180C63HDS	18" OCT .063 HIP STOP/SLOW	W/R B/O
SHS-24240C43EDS	24" OCT .040 EGP STOP/SLOW	W/R B/O
SHS-25240C63HDS	24" OCT .063 HIP STOP/SLOW	W/R B/O
SHS-35240C83EDS	24" OCT .080 EGP/EG STOP/SLOW	W/R B-O/W
SHS-34240C85HDS	24" OCT .080 HIP STOP/SLOW	W/R B-O/W
HS-3	10" WOODEN HANDLE FOR HS-1 & HS-2	
HS-6	6" WOODEN HANDLE W/SLOT, TWO HOLES	



Replace (★) with:
E - Engineer Grade Prismatic
H - High Intensity Prismatic
D³ - Diamond Grade™ DG³ Prismatic
P - Non-reflective

Signs and paddles sold separately

PARKING SIGNS | TRAFFIC CONTROL

							
12" x 18" SR0171121883(*)GR R-70	12" x 18" SR0146121883(*)GR R-45R	12" x 18" SR0145121883(*)GR R-45L	12" x 18" SR0147121883(*)GR R-46	12" x 18" SR0125121883(*)GR R-18	12" x 18" SR7-1R121883(*)FD R7-1R	12" x 18" SR7-1L121883(*)FD R7-1L	12" x 18" SR7-1X121883(*)FD R7-1
							
12" x 18" SR0141121883(*)GR R-42	12" x 18" SR0143121883(*)GR R-42R	12" x 18" SR0142121883(*)GR R-42L	12" x 18" SR0144121883(*)GR R-43	12" x 18" SR0187121883(*)GR R-83	12" x 18" SR0140121883(*)GR R-40	12" x 18" SR0189121883(*)GR R-86	12" x 18" SR0188121883(*)GR R-84
							
12" x 18" SR7-6X121883(*)FD R7-6	12" x 18" SR0179121883(*)GR R-77	12" x 18" SR0186121883(*)GR R-80	12" x 18" SR0127121883(*)GR R-201	12" x 18" SR0178121883(*)GR R-76	12" x 18" SR0118121883(*)GR R-114	12" x 18" SR0155121883(*)GR R-53	12" x 18" SR0158121883(*)GR R-54R
							
12" x 18" SR0157121883(*)GR R-54L	12" x 18" SR0156121883(*)GR R-54	12" x 18" SR0150121883(*)GR R-49	12" x 18" SR7-4X121883(*)FD R7-4	12" x 18" SR0185121883(*)GR R-79	12" x 18" SR0181121883(*)GR R-78	12" x 18" SR0160121883(*)GR R-55	12" x 18" SR0173121883(*)GR R-71
							
12" x 18" SR0137121883(*)GR R-34	12" x 18" SR0176121883(*)GR R-72	12" x 18" SR0197121883(*)GR R-96	12" x 18" SG0098121883(*)GR R-200	12" x 18" SR0138121883(*)GR R-400	12" x 18" SR0191121883(*)GR R-89	12" x 18" SR0199121883(*)GR R-98	12" x 18" SR0115121883(*)GR R-110
							
12" x 18" SR0190121883(*)GR R-88	12" x 18" SR0192121883(*)GR R-90	12" x 18" SR0193121883(*)GR R-91	12" x 18" SR0194121883(*)GR R-92	12" x 18" SR0114121883(*)GR R-107	12" x 18" SR0198121883(*)GR R-97	12" x 18" SS0010121883(*)GR S2-14	12" x 18" SR0116121883(*)GR R-111
							
12" x 18" SR0172121883(*)GR R7-101	12" x 18" SR7100121883(*)GR R7-100S	12" x 18" SR0139121883(*)GR R-401	12" x 18" SP0001121883(*)GR R-100*	12" x 18" SR0107121883(*)GR R-101*	12" x 18" SR0108121883(*)GR R-102*	12" x 18" SR0109121883(*)GR R-103*	12" x 18" SR0110121883(*)GR R-104*

PARKING SIGNS | TRAFFIC CONTROL



18" x 24"
SR0155182483(*)GR
R-53



18" x 24"
SR0125182483(*)GR
R-18



18" x 24"
SR8-3A182483(*)FD
R8-3



18" x 24"
SR0004182483(*)GR
G-10



18" x 24"
SR0069182483(*)GR
G-50



18" x 12"
SR0036181283(*)GR
G-205



18" x 12"
SR0037181283(*)GR
G-206



12" x 6"
SR00781182483(*)GR
G-62C




12" x 6"
SR7201120683(*)FD
R7-201



12" x 6"
SR0079120683(*)GR
G-62D



12" x 6"
SR0174120683(*)GR
R7-201B



18" x 24"
SR0070182483(*)GR
G-51



12" x 18"
SR0166121883(*)GR
R-68B



12" x 18"
SR0169121883(*)GR
R-69C



12" x 18"
SR0170121883(*)GR
R-69D



18" x 24"
SR0071182483(*)GR
G-52



18" x 24"
SR0018182483(*)GR
G-118



18" x 24"
SR0100182483(*)GR
G-88



18" x 24"
SR0063182483(*)GR
G-44



18" x 24"
SR0064182483(*)GR
G-45



18" x 24"
SR0106182483(*)GR
G-99



12" x 18"
SR0040121883(*)GR
G-21



12" x 18"
SR0043121883(*)GR
G-27



12" x 18"
SR0045121883(*)GR
G-28R



12" x 18"
SR0044121883(*)GR
G-28L



12" x 18"
SR0046121883(*)GR
G-29




12" x 18"
SR0041121883(*)GR
G-22



12" x 18"
SR0093121883(*)GR
G-78



12" x 18"
SR0177121883(*)GR
R7-3



12" x 18"
SR0039121883(*)GR
G-20



12" x 18"
SR0015121883(*)GR
G-115



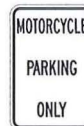
12" x 18"
SR0016121883(*)GR
G-116



12" x 18"
SR0068121883(*)GR
G-49



12" x 18"
SR0094121883(*)GR
G-80



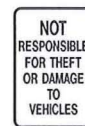
12" x 18"
SR0095121883(*)GR
G-81



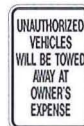
12" x 18"
SR0120121883(*)GR
R-115



12" x 18"
SR0111121883(*)GR
R-105



12" x 18"
SR0096121883(*)GR
G-85



12" x 18"
SR0097121883(*)GR
G-84



12" x 18"
SR0098121883(*)GR
G-85



12" x 18"
SR0099121883(*)GR
G-86



12" x 18"
SR0101121883(*)GR
G-89



12" x 18"
SR0102121883(*)GR
G-90



12" x 18"
SR0091121883(*)GR
G-75



12" x 18"
SR0175121883(*)GR
R7-202

















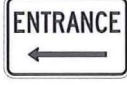








18" x 12"
SR0066181283(*)GR
G-47



18" x 12"
SR0103181283(*)GR
G-92

Replace (★) with: **E** - Engineer Grade Prismatic **H** - High Intensity Prismatic **D³** - Diamond Grade™ **DG³** Prismatic










PARKING SIGNS | TRAFFIC CONTROL

							
18" x 12" SR0104181283(*)GR G-93	18" x 12" SR0105181283(*)GR G-94	18" x 12" SR0059181283(*)GR G-37	18" x 12" SR0074181283(*)GR G-56	18" x 12" SR0092181283(*)GR G-76	18" x 12" SR0088181283(*)GR G-70	18" x 12" SR0068181283(*)GR G-48	18" x 12" SR0038181283(*)GR G-209
							
18" x 12" SR0055181283(*)GR G-34	18" x 12" SR0057181283(*)GR G-35R	18" x 12" SR0056181283(*)GR G-35L	18" x 12" SR0058181283(*)GR G-36	18" x 12" SR0051181283(*)GR G-31	18" x 12" SR0053181283(*)GR G-32R	18" x 12" SR0052181283(*)GR G-32L	18" x 12" SR0054181283(*)GR G-33
							
18" x 12" SR0050181283(*)GR G-30	18" x 18" SR0005185Q83(*)GR G-110	18" x 18" SR0014185Q83(*)GR G-113R	18" x 18" SR0013185Q83(*)GR G-113L	18" x 18" SR0006185Q83(*)GR G-111	18" x 18" SR0012185Q83(*)GR G-112R	18" x 18" SR0011185Q83(*)GR G-112L	













ADD-A-LEGEND SIGNS

Add-A-Legend Signs

- .080 Aluminum
- Standard federal radius corners
- 3/8" mounting holes
- Type I reflective sheeting, 3M™ EGP
- Lettered with permanent outdoor grade vinyl

	12" x 18" SRA101121883EGR G-14		12" x 18" SRAL02121883EGR G-15		12" x 18" SRAL08121883EGR CW-18		12" x 18" SRAL03121883EGR G-16
	12" x 18" SRAL04121883EGR G-17		12" x 18" SRAL09121883EGR R7-1005		18" x 24" SRAL05121883EGR CW-14		
	18" x 24" SRAL06121883EGR CW-16		18" x 24" SRAL07121883EGR CW-17				

INFORMATIONAL SIGNS

	24" x 24" SD9-2X245Q85(*)JD D9-25		24" x 24" SD9-3X245Q85(*)JD D9-3A		24" x 24" SI-8XX245Q85(*)JD I-8		24" x 18" SD11-1241883(*)FD D11-15		24" x 6" SG0001240683(*)GR D11-1B		30" x 24" SR3A17302485(*)FD R3-17
	24" x 6" SG0003240683(*)GR D9-2P		24" x 6" SG0004240683(*)GR D9-3P		24" x 6" SG0008240683(*)GR I-8P		18" x 15" SD4-1X181583(*)JD D4-1 <i>Specify arrow direction</i>		30" x 12" SR3A18301285(*)FD R3-17B		30" x 12" SR3A17301285(*)FD R3-17A

GUIDE SIGNS

*Federal version shown. Individual state symbols also available.



24" x 24" SM1-1X24IR85(★)FD*
36" x 36" SM1-1X36IR85(★)FD*
M1-1*

Specify number



24" x 24" SM1-2X24BR85(★)FD
36" x 36" SM1-2X36BR85(★)FD
M1-2

Specify number



24" x 24" SM1-3X24BR85(★)FD
36" x 36" SM1-3X36BR85(★)FD
M1-3

Specify number



24" x 24" SM1-4X24UR85(★)FD
36" x 36" SM1-4X36UR85(★)FD
M1-4

Specify number



24" x 24" SM1-5X24SR85(★)FD
36" x 36" SM1-5X36SR85(★)FD
M1-5

Specify number



18" x 18" SM1-6X18CR85(★)FD
24" x 24" SM1-6X24CR85(★)FD
36" x 36" SM1-6X30CR85(★)FD
M1-6


Specify copy and number



21" x 15"
SM6-4X211585(★)FD
M6-4




21" x 15"
SM6-4I211585(★)FD
M6-4



21" x 15"
SM6-1X211585(★)FD
M6-1




21" x 15"
SM6-1I211585(★)FD
M6-1



21" x 15"
SM6-3B211585(★)FD
M6-3



21" x 15"
SM6-3I211585(★)FD
M6-3



21" x 15"
SM5-1L211585(★)FD
M5-1



21" x 15"
SM5L1I211585(★)FD
M5-1



21" x 15"
SM2-1X211585(★)FD
M2-1



21" x 15"
SM2-1I211585(★)FD
M2-1



24" x 12"
SM4-4X241283(★)FD
M4-4



24" x 12"
SM4-5X241283(★)FD
M4-5



24" x 12"
SM4-5I241283(★)FD
M4-5



24" x 12"
SM4-6X241283(★)FD
M4-6



24" x 12"
SM4-6X241283(★)GR
M4-6



24" x 12"
SM3-1X241283(★)FD
M3-1



24" x 12"
SM3-1I241283(★)FD
M3-1



24" x 12"
SM3-2X241283(★)FD
M3-2



24" x 12"
SM3-2I241283(★)FD
M3-2



24" x 12"
SM3-3X241283(★)FD
M3-3



24" x 12"
SM3-3I241283(★)FD
M3-3



24" x 12"
SM3-4X241283(★)FD
M3-4



24" x 12"
SM3-4I241283(★)FD
M3-4

COURTESY SIGNS

Crosswalk Signs

- 12" x 36"
- Single sided

DG version made of 3M 4083 fluorescent yellow-green prismatic sheeting



Part#	SR1-6X123685HFD	HIA Aluminum	\$55.40
	SR1-6X123685FFD	DG Aluminum	\$80.45



Part#	SR1-6A123685HFD	HIA Aluminum	\$55.40
	SR1-6A123685FFD	DG Aluminum	\$80.45

Pedestrian Crosswalk Sign/Base

- Overall Height - 43"
- Panel Size: 12" x 36", Base Size: 36" x 14"
- 3M Fluorescent Yellow Green DG3 Sheeting
- Inserts: 10" x 24"
- 3M High Intensity Prismatic Sheeting
- Equipped with an Anti-Twist Feature
- Meets or Exceeds MUTCD specifications

Base Included

Part#
PEDX-R1-6Y
PEDX-R1-6S



PEDX-R1-6Y

PEDX-R1-6S

**Available in a 8"x8" fixed base. Call for pricing*

Part#
PEDX-R1-6S-FXD*
PEDX-R1-6Y-FXD*

Courtesy Signs



12" x 18"
SR0121121883(*)GR
R-210



12" x 18"
SR0122121883(*)GR
R-116



12" x 18"
SR0122121883(*)GR
R-117



12" x 18"
SR0123121883(*)GR
R-118

Drive Carefully Signs



18" x 24"
SS0008182483(*)GR*
S-1824*



24" x 18"
SS0018241883(*)GR*
S-2418*

Surveillance Signs




18" x 24"
SR0017182483(*)GR
G-117



18" x 24"
SR0060182483(*)GR
G-400

Pool / Swimming Signs



12" x 18"
SR0129121883(*)GR
S2-21



18" x 18"
SR0121121883(*)GR*
S2-18*



18" x 18"
SS0013185083(*)GR
S2-19



18" x 12"
SS0015181283(*)GR
S2-20

Neighborhood Watch



18" x 24"
SR0065182483(*)GR*
G-46*



12" x 18"
SR0020121883(*)GR
G-120

Cell Phone Use



24" x 18"
SS0023241883(*)GR
S7-1T

Snow Route Signs



18" x 24"
SR7203182483(*)FD
R7-203



12" x 18"
SSR-3X121883(*)GR*
SR-3*



12" x 9"
SR0112120983(*)GR
R10-7

Replace (★) with:
E - Engineer Grade Prismatic
H - High Intensity Prismatic
D³ - Diamond Grade™ DG³ Prismatic


OBJECT MARKERS

Plastic Backed Reflector

- 3" diameter
- 3/16" hole
- Plastic back

RF-1A
RF-1R
RF-1W

Amber
Red
White



Aluminum Backed Reflector

- 3" diameter
- 3/8" hole
- Aluminum back

RF-1AAIum
RF-1WAIum

Amber
White



Aluminum Delineator

- 3" x 8"
- .080 aluminum
- High intensity prismatic sheeting

SRF-6A030883HGR
SRF-6W030883HGR

Amber
White



OM4-1 High Intensity Reflector

- 18" x 18"
- 3" plastic buttons on .080 aluminum sheeted with high intensity

SRF-9A18D185HGR
SRF-9R18D185HGR

Amber
Red




OM4-1 Reflector

- 18" x 18"
- 3" plastic buttons on .080 aluminum non-reflective back, vinyl front

SRF9PY18D185BGR
SRF-9R18D185BGR
SRF-9B18D185BGR

Amber
Red
Red on Black




Button On Aluminum

- 6" x 15"
- .080 non-reflective aluminum back
- 3" diameter plastic buttons

SRF-3A061583BGR
SRF-3R061583BGR

Amber
Red




OM4-3 End of Road Marker

- 18" x 18"
- .080 aluminum
- High intensity

SOM43R18DI83HFD
SOM43Y18DI83HFD

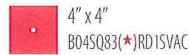
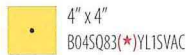
Red
Yellow



Slow Moving Vehicle

- High intensity reflective on steel
- Mounts to vehicle to warn of slow moving hazard

M10-1105-2A



12" x 36"
SOM-3C123685(*)FD

12" x 36"
SOM-3R123685(*)FD

12" x 36"
SOM-3L123685(*)FD

10" x 30"
SM10RB103085(*)FD

10" x 30"
SM10LB103085(*)FD

6" x 24"
SM6RBX062485(*)GR


6" x 24"
SM6LBX062485(*)GR

Replace (★) with:
E - Engineer Grade Prismatic
H - High Intensity Prismatic
D³ - Diamond Grade™ DG³ Prismatic

Channel Posts

- Tapered on end for easy installation
- Punched full length
- 1.12# posts are ideal for temporary applications or smaller signs
- 1.12# posts come in bundle of 100
- 2# or 3# posts are ideal for permanent sign installation
- 2# and 3# posts come in bundle of 50
- Painted green or hot-dipped galvanized finish

Part#	Size	Finish	WT/FT
UP-32	3'	Green	2.0
UP-3G	3'	Galvanized	2.0
UP-4	4'	Green	1.12
UP-6	6'	Green	1.12
UP-6G	6'	Galvanized	1.12
UP-62	6'	Green	2.0
UP-6G2	6'	Galvanized	2.0
UP-7	7'	Green	1.12
UP-7G	7'	Galvanized	1.12
UP-8	8'	Green	2.0
UP-8G	8'	Galvanized	2.0
UP-10	10'	Green	2.0
UP-10G	10'	Galvanized	2.0
UP-103	10'	Green	3.0
UP-10G3	10'	Galvanized	3.0
UP-12	12'	Green	2.0
UP-12G	12'	Galvanized	2.0
UP-123	12'	Green	3.0
UP-12G3	12'	Galvanized	3.0



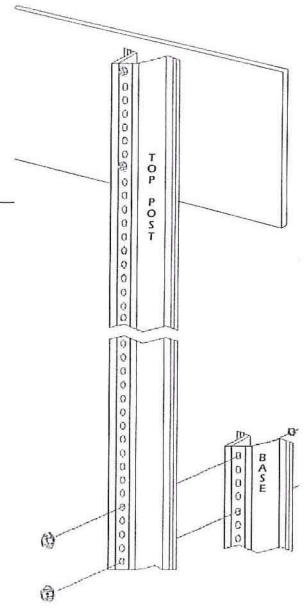
Post over 8 ft must ship motor freight

U-Channel weights not listed can be custom ordered based on certain requirements. Call for pricing and availability.

Break Away U-Channel Posts

- 2 lb/ft
- Posts break away at the stub upon impact
- Includes 3' base, top post
- Breakaway hardware, FASBA included

Part#	Size	Finish
UP-8BP	8'	Green
UP-8BPG	8'	Galvanized
UP-10BP	10'	Green
UP-10BPG	10'	Galvanized



Break-Away Post Hardware

Part#	Description	Quantity
FASBA	2# U-Channel Posts	2x: washer, flanged lock nut, hex bolt 4x: square nut
SSPLICE#2	2# U-Channel Posts	2 spacers, 2 nuts, 2 locking bolts 2"
SSPLICE#3	3# and 4# U-Channel Posts	2 spacers, 2 nuts, 2 locking bolts 2.25"



FASBA
* FASBA is not FHWA approved



SSPLICE#2

2 3/8" Pipe Post

- 2 3/8" O.D. Galvanized steel pipe
- 16 gauge
- .065 wall
- Bundle of 37

Part#	Size
PP-8	8'
PP-1	10'
PP-2	12'

10' and taller posts must ship motor freight




SIGN POSTS

Square Sign Posts

- Galvanized steel
- Mount signs back to back on all 4 sides
- Post over 8 ft must ship motor freight*

- 7/16" holes on 1" centers the full length of the post
- Use alone or with a base post to create a break-away system
- Square post are bundled in quantities of 25

Posts		1 3/4" Posts			2" x 2" Posts		
		Part#	Size	Gauge	Part#	Size	Gauge
		SQ8	8'	14	SQ82	8'	14
		SQ10	10'	14	SQ102	10'	14
		SQ12	12'	14	SQ122	12'	14
		SQ14	14'	14	SQ142	14'	14
		SQ10-12	10'	12	SQ102-12	10'	12
		SQ12-12	12'	12	SQ122-12	12'	12
					SQ142-12	14'	12
Square Post Anchors -12 Gauge		SQ3	36", 2" base		SQ24.5*	24", 2 1/2" base	
		SQ30	30", 2" base		SQ32	36", 2 1/4" base	
					SQ302	30", 2 1/4" base	
					SQ302.5*	30", 2 1/2" base	

Sleeves For Square Post - 12 Gauge	SQ18	18", 2 1/4"		SQ182	18", 2 1/2"
---	-------------	-------------	--	--------------	-------------

Corner Bolt

- Used to connect anchor and post together



Part#	Size	Base	Part#	Size	Base
VCB1682	1 3/4" - 2 x 2 1/4"	2"	VCB1683	5/16" - 18 x 2 1/2"	2 - 2 1/2"

Square Post Drive Rivet

- 1" O.D. Aluminum
- Grip .205"-.330"
- Used to connect sign to post
- Comes with 2 rivets and 2 black nylon washers



Part#
VCR221

Example of how to create a Break-away System:

SQ8 + SQ3 + SQ18 + VCB1682 = 1 3/4" Break-away system

SQ82 + SQ32 + SQ182 + VCB1683 = 2" Break-away system

PEDESTAL BASE & WHEEL

Pedestal Base & Wheel

- Drilled for mounting: 12" x 18", 18" x 24" and 24" x 24" signs (*sign not included*)
- Includes 4 ft pipe

- GP-4** 14" cast iron base, 32 lbs
- GP-5** 18" cast iron base, 37 lbs

GP-4 Pedestal Base Wheel

- Wheel connects to pedestal base using nuts and bolts (included)
- Black finish to match stanchions
- Weight: 3 lbs
- Makes movement of GP-4 base easy

- * GP base does not work with other posts
- * GP wheel does not fit GP-S

GPWHEEL



SIGN MOUNTING BRACKETS

Adjustable Band Bracket & Accessories

Adjustable Band Bracket

- Fit posts 4" - 12" in diameter
- Includes all pieces to mount one sign

Part#
AB-10

Additional Brackets

- Attach signs back to back
- 2 brackets needed for a set
- Sold separately

Part#
AB10BRACKET

Additional Straps

- 9/16" x 47" long
- .023 stainless steel

Part#
SS4STRAP



"U" Brackets

- Temporarily attach a substrate to a post or wall
- Use on MDO, Whitewood, MAX-metal, Alumacorr and more

Part# Size
UB1000 1/4"
UB2000 1/2"



Center Brackets

- Center brackets for increased stability of your substrate

Part# Size
UB3000 1/4"
UB4000 1/2"



Sign Link

- Centered hole is pre-threaded 5/16"
- Nylon
- Install signs on chain link fence or use on a U Channel post
- Includes nylon link and 5/16" screw

Part#
SIGN LINK



Chain Link Brackets

- 1 1/2" wide
- Made of .080 aluminum
- Secure signs to a chain link fence with this rust proof bracket
- Nuts and bolts sold separately


Part# Sign Height
FB12 12"
FB18 18"
FB24 24"



Adjustable Chevron Brackets

- Signs can be adjusted to a desired angle after the sign post has been driven
- Position of the sign post itself is no longer critical
- Bracket allows signs to be seen from both directions
- CB1 Holds 12" x 18" and 18" x 24" signs
- CB2 Holds 24" x 30" and 30" x 30" signs

Part#
CB1
CB2



S-Hook

- 2" x .148
- Zinc coated
- Sold in box of 20 pcs
- For hanging lightweight signs

Part#
13059



SIGN MOUNTING BRACKETS

Wing Brackets

- Straps or bolts to side of wall or pole
- Use for flat or extruded street name sign
- Includes set screws

Part#	Size	Blank Size
METRO WING #8	14" x 8 1/4"	6" Street Signs
METRO WING 800	24" x 8 3/4"	9" Street Signs



METRO WING #8

METRO WING 800

Metro Wing 800 now a one piece bracket

- Size: 4 1/4" x 2 1/2", 1/8" slot, 1/2" deep
- Mount to wood or metal post
- Use for flat or extruded signs
- Set screws included

Part#
WING #4



- Strap or bolt to side of wall or pole
- Includes 2 nuts and bolts

Part#	Size
BWB12	12"
BWB18	18"
BWB24	24"



STREET SIGN MOUNTING BRACKETS

2 3/8" OD Pipe Post Brackets

Heavy Duty Street Name Sign Brackets

Part#	Blade Type	Length
BA7	Extruded	5 1/2"
BA712	Extruded	12"
BA8	Flat	5 1/2"
BA812	Flat	12"



BA7 / 8

BA712 / 812

Economy Street Name Sign Bracket

Part#	Blade Type	Length
BA3	Flat	3 3/8"



BA3

Pipe Post Brackets

- Includes mounting hardware
- Works only on 2 3/8" pipes

Part#	Description
PPB-12	Mounts 1 sign
PPB-13	Mounts 2 signs, back to back



PPB-13



PPB-12

Heavy Duty Side Mount Bracket

Part#
PPB-15



PPB-15

- Heavy duty aluminum
- No exposed bolts
- Includes 2 u-bolts, 4 hex nuts, 4 split lock washers and 2 sign mounting bolts

U-Channel Post Brackets

Most brackets are individually bagged with set screws

Heavy Duty Street Name Sign Brackets

- Flat slot width: 3/16"
- Extruded slot width: 1/4"

Part#	Blade Type	Length	Mount Degree
BA180F	Flat	5 1/2"	180°
BA180F12	Flat	12"	180°
BA90F	Flat	5 1/2"	90°
BA90F12	Flat	12"	90°
BA180X	Extruded	5 1/2"	180°
BA180X12	Extruded	12"	180°
BA90X	Extruded	5 1/2"	90°
BA90X12	Extruded	12"	90°



BA180F / 180X



BA90F / 90X

Economy Street Name Sign Bracket

Part#	Blade Type	Length	Mount Degree
BA1	Flat	2 3/8"	180°

\$4.50



BA1

STREET SIGN MOUNTING BRACKETS

Square Post Brackets

1 3/4" Square Post Street Name Sign Brackets

Part#	Blade Type	Length
134SQF	Flat	5 1/2"
134SQF12	Flat	12"
134SQX	Extruded	5 1/2"
134SQX12	Extruded	12"



2" Square Post Street Name Sign Brackets

2SQF	Flat	5 1/2"
2SQF12	Flat	12"
2SQX	Extruded	5 1/2"
2SQX12	Extruded	12"

Set screws included

Street Name Sign Cross Piece Brackets

Heavy Duty Fixed Cross Piece Brackets

BA7A	Extruded	5 1/2"
BA7A12	Extruded	12"
BA8A	Flat	5 1/2"
BA8A12	Flat	12"



Economy Fixed Cross Piece Bracket

BA390	Flat	2 3/8"
-------	------	--------



Adjustable Cross Piece Brackets

UNIV 457F	Flat	3 3/4"
UNIV 457X	Extruded	3 3/4"



- Use to mount signs at 45° angle or parallel to one another

Set screws included

4" x 4" Wooden Post Brackets

Street Name Sign Brackets

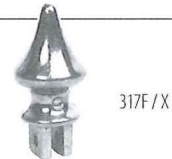
827F	Flat
827X	Extruded



Top Finial Nuts

- Decorative finial nuts for the top of street name signs
- Cast aluminum

Part#	Blade Type	3 1/2" tall
317F	Flat	3 1/2" tall
317X	Extruded	



POST CAPS

Decorative Square Post Cap

- Covers square post
- Includes set screws

SCC134	1 3/4" Pyramid
SCC2	2" Pyramid



Acorn Post Cap

- Covers 2 3/8" round pipe post
- No set screws needed, slides onto post

CPC250



Flat Post Cap

- Covers 2 3/8" round pipe post
- Includes set screws

EC-2



MOUNTING HARDWARE

One Way Bolt

- 2" x 5/16"
- Makes removal by vandals difficult
- Use with Break Away Nut (BAN516)
- Sold as 1 bolt

BOW2



Break Away Nut

- 5/16"
- Use wrench to tighten nut
- When nut is tight, twist firmly until hex head breaks off, leaving the vandal proof nut secure
- Sold as 1 nut

BAN516



Carriage Bolt & Hex Nut

- 5/16" - 18 x 2 1/2"
- Can also use bolt with breakaway nut
- Sold in box of 25 pcs.

FASN516212C



Machine Screw & Hex Nut

- Zinc coated
- Mount signs to GP-4 and GP-5 pedestal bases
- Box of 25 pcs

FASN5161

5/16" - 18" x 1" slotted truss head

FASN516212

5/16" - 18" x 2 1/2" slotted truss head



Nut & Bolt

- 2 1/2" x 5/16" machine screw
- Zinc coated
- Includes one 5/16" nut and one bolt

NB-11



Theft Resistant Nut & Bolt

- 2" x 5/16"
- Use on aluminum signs only
- Includes 1 nut and bolt
- NB-20 wrench required for installation

NB-12



Mounting Wrench

- Used for mounting NB-12 theft resistant nuts and bolts


NB-20



T-Handle Wrench

- To install 5/16" set screws

T100



Tamper Resistant Set Screws

- 5/16" - 18 x 5/16"
- Use on street name sign brackets
- Purchase T-Handle Wrench for installation
- Sold in bag of 100

FASB38516T



Set Screws

- 5/16" - 18 x 3/8"
- Use on street name sign brackets
- Sold in bag of 100

FASB38516



Sign Saving Washer

- Install between sign & u-channel post
- Helps prevent warping & buckling

MW-10



POST REFLECTORS

Post Reflectors

- Increase sign visibility day or night
- Use on U-Channel, square, or round sign posts
- Reflective one side only
- .080 aluminum

3" x 30"

- B031883HRD161A3** Red High Intensity
- B031883HYL161A3** Yellow High Intensity
- B031883DYG161A3** Yellow/Green Diamond Grade

3" x 72"

- B037283HRD161AV** Red High Intensity
- B037283HYL161AV** Yellow High Intensity
- B037283DYG161AV** Yellow/Green Diamond Grade



POST PULLERS | DRIVERS

Post Puller

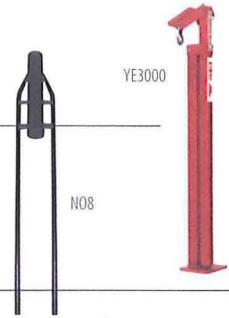
- Use with u-channel, round and square posts

YE3000

Post Driver

- Length: 65"
- One person can drive post up to 12'
- Barrel ID: 3 1/4"
- Weight: 38 lbs

N08



Drive Caps

Channel Post Drive Cap

- Fits 2 lb / ft posts
- Protects top of post

N010

Square Post Drive Cap

- Fits 2" post
- Protects top when driving

N011



Post Mounting Base

- 15" aluminum base
- Use with u-channel, square, and round posts
 - Must drill holes in round post and attach with bolts (not included)
- Attachment hardware for 4" stub included
- Additional hardware necessary when using square or pipe posts (not included)

IN81

Replacement stub

IN81S



BANDING TOOLS | SUPPLIES

Banding Tool

- Used to tighten steel strapping

BT100

Stainless Steel Wing Seals

- 3/4"
- 100 per box

BT109

Stainless Steel Strapping

- 3/4"
- .015 thickness
- 200' per roll

BT106

Stainless Steel Brackets

- 3/4"
- 50 per box
- Includes nuts, bolts, and washers

BT102

